



THE EDUCATION UNIVERSITY OF HONG KONG
QEF THEMATIC NETWORK ON WEB-BASED LEARNING
FOR STUDENTS WITH DIVERSE NEEDS
(READING AND WRITING) IN JUNIOR SECONDARY
SCHOOLS

Newman Catholic College

Presented by Mr Lam and Mr Cheung

28th June, 2024

BRICK BY BRICK: BUILDING UP STUDENTS' ENGLISH USING COMPETENCY AND CONFIDENCE

What's in it for you:


- a review of “the 6 bricks” we made in these 6 years
- a relatively detailed description about the first (2018/19) and last brick (2023/24) we made
- a relatively brief description about the 2nd (2019/20), 3rd (2020/21), 4th (2021/2022) and 5th (2022/23) brick we made

Rule of thumb:

- We modify the way we made the bricks thanks to the feedback from EDUHK consultants / Core schools' teachers / Partner schools' teachers
(Gratitude)

2018/2019 YAU MA TEI TOUR 10-WEEK LEARNING AND TEACHING HIGHLIGHTS

- A low-ability S2 class: Students formed into 4 different groups
- Students visited 4 different places in Yau Ma Tei with Mr Lam and Mr Cheung
- Tin Hau Temple / YMT Police Station / Shanghai Street old shop visit – Man Kee Chopping Board / Shanghai Street old Cha Chaan Teng visit
- Students did some simple interviews, took photos, did online research and then each of them wrote 80 words about what they had done.
- Teachers helped proofread their writing and record their writing on their mobile phones.
- Students listened to the recording and practiced for the presentation

- 
- Students practiced reading their writing
 - Students copied their writing to “Educreation”
 - Students designed their layout using the photos they took
 - Students recorded their writing by the voice recording function on “Educreation”
 - Teachers helped by correcting their pronunciation / giving comments to their layout
 - Students showed their learning outcome to the “visitors” (external teachers)

2018/2019 YAU MA TEI TOUR

With the help of an interactive teaching and learning app called “Educreation”, students showed the “tourists” their trip in their neighborhood – Yau Ma Tei












2019/2020 A SALES DESCRIPTION ABOUT A 3D PRINTER




All3DP


**BEST
3D PRINTER**
UNDER \$500

Creality
Ender 5 Pro

Spring 2020

- 
- We utilized the funding to purchase a 3D printer
 - Teachers showed Youtube clips and articles about this 3D printer
 - Students learnt the vocabulary about various parts and functions of a 3D printer
 - Students learnt the steps to use a 3D printer
 - Students learnt to promote a 3D printer to customers (by Q and A / dialogues)

CREALITY ENDER 5 UPGRADES AND MODS - TEMPERED GLASS BUILD PLATE



2020/2021 BEAN, LITTLE BEAN BE A COFFEE KOL

- Students used the target language (promotion / introduction / explanation) and information about coffee learnt from the reading passages and 5 Youtube clips to write a script for the presentation and article to promote and introduce coffee
- The script will be used for the “Coffee Sharing KOL” programme
- In the programme, students shared the history of human drinking coffee, different coffee beans and how to prepare a nice cup of coffee

COFFEE KOL

- The KOL programme was recorded and uploaded to Youtube with the consent of the students involved
- Reading skills included reading for gist and reading for specific details. There were also speaking activities and opportunities for writing practice



2021 /2022 USING AUDIO NOTES 2 TO SHARE AND CONSOLIDATE THEIR LEARNING


Students used an interactive note taking app called “Audio Notes 2” to share their learning outcome by blue-toothing their voices and writing to the other classmates iPads.

Scaffolding and enhancing students’ ability in listening and speaking to individual letter sounds, pronunciation of different levels’ vocabulary and reading aloud of sentences by creating student’s personal “Voice Bank”

Presentation to share their written learning journals and learning reports








2022/2023 A DEMO LESSON AFTER ATTENDING 2 EDUCATION TOURS IN SPCA HK CENTRE

- Students took part in an education visit to the SPCA Hong Kong Centre in March 2023. They attended two short lessons provided by the SPCA educational staff followed by a guided tour in the SPCA Hong Kong Centre
- Students jotted notes during these two lessons
- In the 10-week teaching, teachers and students explored what they had learnt in these two SPCA lessons
- Theme: Understand the animal care organization SPCA and knowledge about how to keep a pet and pet adoption

- 
- In the video-recording lesson, each student gave a short oral presentation about what they learnt in the SPCA education visit and their own research result on the topic “SPCA and taking care of pets”
 - Mr Lam acted as the “Grammar Clinic Doctor” and “Key Point Surgeon” to help students’ monitor their progress
 - Every student jotted down what they heard from the other students
 - Every student had a note taking worksheet to fill in
 - As this lesson was the last lesson of the “try out plan”, students rounded up what they had learnt in these few weeks.




SPCA

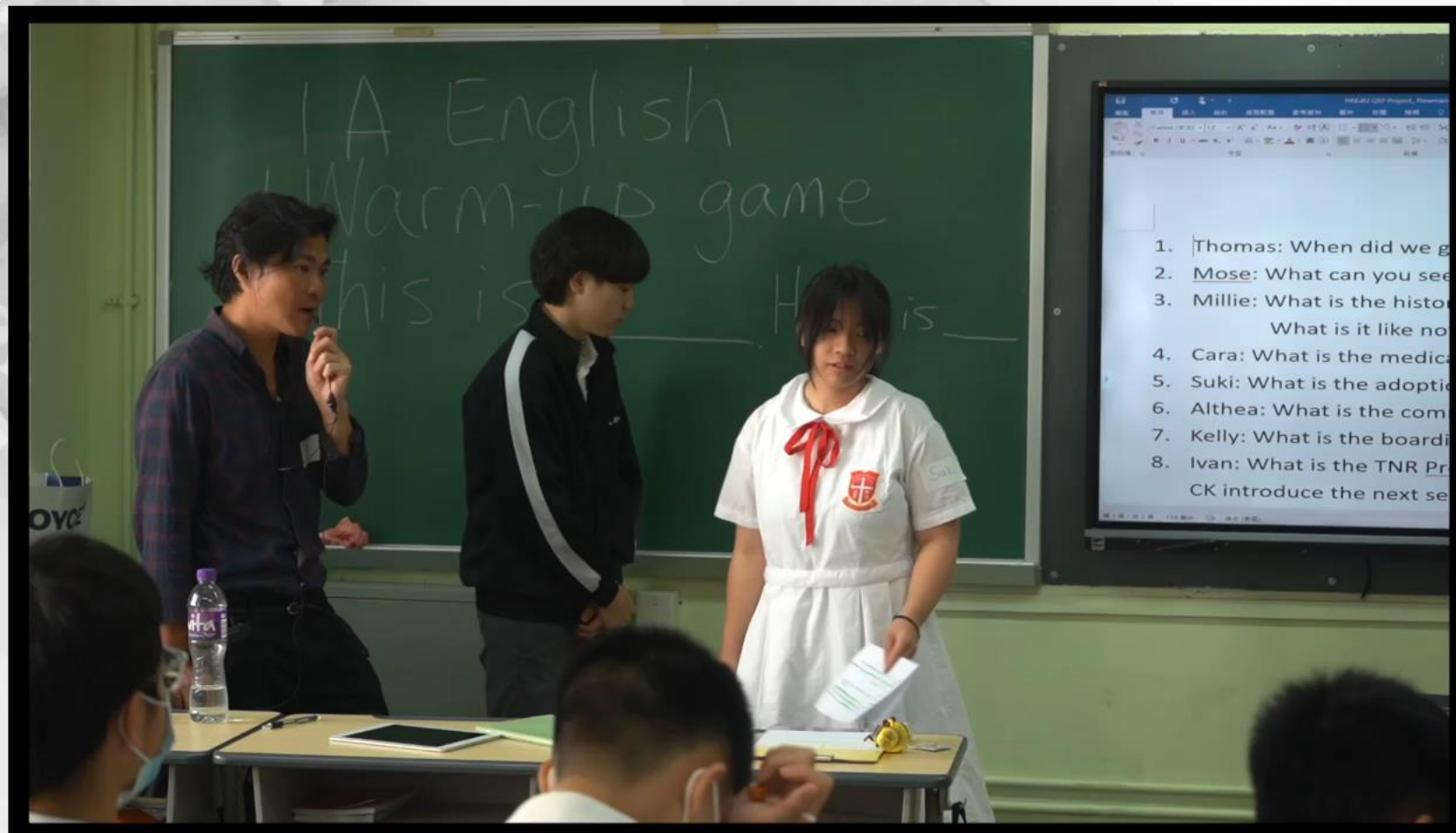
愛護動物協會

Wan Ying Street
運盈街







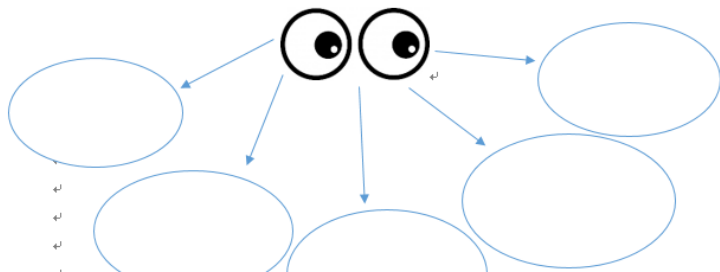




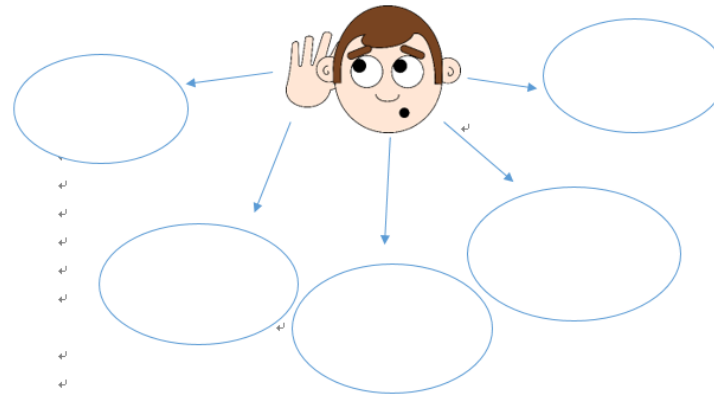


Dates of visit	25	1. 2.
Time of visit		1. Leave school: 2. Back school:
Who do you go with?		
Where is SPCA headquarter?		
How do you go there?		
What do you do there?		1. 2. 3. 4.

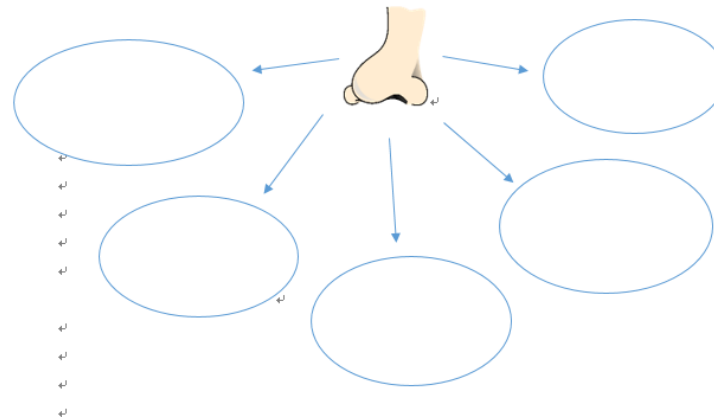
1. What do you see in SPCA?



2. What do you hear in SPCA?



3. What do you smell in SPCA?



Who are you? _____ 1A

Question number: _____

Question: _____

Big words please!

Answer keywords:











2023/2024 A DEMO LESSON AFTER
ATTENDING AN EDUCATION TOUR AT
OCEAN PARK

EDUCATION TOUR ON
21ST FEBRUARY



MESSAGE WE GOT FROM THE EDUCATION TOUR


- Why are there endangered animals and even extinct species?
- How human behavior affects these animals?
- How are the conditions of these animals?

BIG TV SHOW

- 4 groups representing 4 animals species were formed as Ss were responsible for their own endangered species' conditions.
- Each group had 1 human who told others about their behavior to the animals.

7TH MAY 2024 LESSON RUNDOWN

1. Sea star group presentation + 1 human group presentation
2. TV Advertisement time (Teacher recap)
3. Panda group presentation + 1 human group presentation
4. TV Advertisement time (Teacher recap)
5. Sharks group presentation + 1 human group presentation
6. TV Advertisement time (Teacher recap)
7. Sea turtle group presentation + 1 human group presentation
8. TV Advertisement time (Teacher recap)
9. Teacher round up the lesson



2A English – 'Let's protect our animals' worksheet Name: _____



1. Prepare for the Group presentation – The human and each animal should write down ONE key word/phrase.
2. Listen to the other presentations – Be ready to write down ONE key word/phrase after each presentation.

Group	Animal 1	Animal 2	Animal 3	Animal 4	Human
Group 1 Sea star					
Group 2 Panda					
Group 3 Sharks					
Group 4 Sea Turtle					

3. Practise these sentence patterns:
 - a) We need to protect _____ because _____.
 - b) If we want to protect _____, we should _____.

SEA TURTLES

Worldwide, six of the seven sea turtle species are classified as threatened or endangered due to human actions and lifestyles.





2A English – 'Let's protect our animals' worksheet Name: _____




1. Prepare for the Group presentation – The human and each animal should write down ONE key word/phrase.
2. Listen to the other presentations – Be ready to write down ONE key word/phrase after each presentation.


Group	Animal 1	Animal 2	Animal 3	Animal 4	Human
Group 1 Sea star					
Group 2 Panda					
Group 3 Sharks					
Group 4 Sea Turtle					

3. Practise these sentence patterns:
 - a) We need to protect _____ because _____.
 - b) If we want to protect _____, we should _____.













INSIGHTS GAINED

Be Bold

Research

Interaction

Creativity

Knowledge

BRICK BY BRICK DONE

Thank you very much for all the support from EDUHK, every precious comment from every consultant, core schools' teachers and partner schools' teachers!

Thank you very much for all the lovely support from Newman English Department teachers!
Build your own brick for your students!
Thank you!