



Quality Education Fund Thematic Networks

Implementing 'Computational Thinking' and 'STEM Education' in KS1 by Two Approaches

Fukien Secondary School Affiliated School



Collaborative_Lesson_Planning



Lesson plan - Lesson objectives

To recognise the eight compass points

To use robotics to show the turns and paths

Lesson preparation worksheet



P.4 Mathematics Lesson Preparation Worksheet

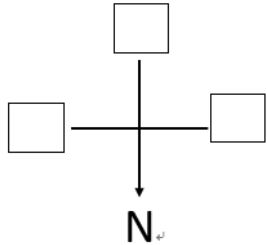
4B Chapter 21: The eight compass points

Name: _____ () Class: _____ Date: _____

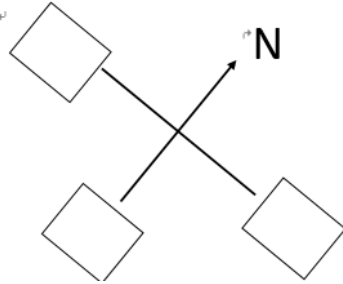
Part A. Revision on the prior knowledge

Write the remaining directions in the boxes.

1.



2.



Part B. New knowledge



- <https://drive.google.com/file/d/1PErDGIANv5s3dlP3rXKXzZPaB4IzXEW/view?usp=sharing>.
- Source: <https://youtu.be/WiGosgwqBDw>.

1. Watch the video about eight directions and write the answers.



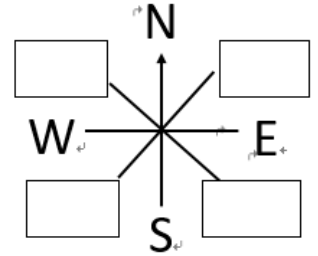
There are _____ intermediate directions.

Northwest, the short form is _____.

Southwest, the short form is _____.

Northeast, the short form is _____.

Southeast, the short form is _____.



Lesson preparation worksheet

3. We are going to learn eight directions with the use of Blue-bot, a Bluetooth Programmable Floor Robot. Watch the following video to know more about it..



https://drive.google.com/file/d/16rXXdyfP8S-BqMj0R3Tn6X7kTmCNrXGQ/view?usp=sharing_link
Source: <https://youtu.be/T6SyP7mvgg>

Visit the website <https://weblogo.terrapinlogo.com/?app=blue-bot>.

Select the skill level "Extended Turns" as shown below..

Follow the instructions and choose the correct answer for each question. .

(a) Click , and . The Blue-bot will move to the middle of .

letters * (j , k , o , p / h , i , k , l / c , d , h , i) . (* Circle the correct answer) .

(b) Click , , and . The Blue-bot will move to the .

middle of letters * (j , k , o , p / h , i , k , l / c , d , h , i) . .

(* Circle the correct answer) .

(c) Click , , and . The Blue-bot will move to the .

letter * (k / l / p / t) . (* Circle the correct answer) .

(d) Click , , and . The Blue-bot will move to the .

letter * (k / l / p / u) . (* Circle the correct answer) .

(e) Click , , , and . The Blue-bot will move to .

the letter * (h / i / l / m) . (* Circle the correct answer) .

(f) Which of the following commands can make the Blue-bot move to the middle .

of letters g , h , j , k ? .

Click , , , and .

Click , , and .

Click , , , and .

Lesson preparation worksheet



Part C. Question posing

What have I learnt? What other question(s) do I have?.



Part D. Extended learning

You can create your own map around where you live, like shown in the video. Then, write 3 sentences to describe the position of places by using a compass.

A large, empty rectangular box with rounded corners and a double-line border, intended for drawing a map.

Descriptions:

- (1) _____
- (2) _____
- (3) _____

Lesson observation



Lesson observation



Thank you

Lesson observation